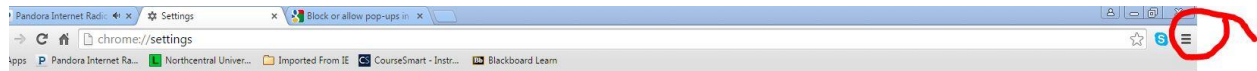


To enable pop-ups in Chrome:

Click on Settings:



Click on Advanced Settings:

Search

Set which search engine is used when searching from the [omnibox](#).

Google ▼

Manage search engines...

Enable "Ok Google" to start a voice search. [Learn more](#)

Say "Ok Google" in a new tab and google.com

People



Person 1 (current)

Enable Guest browsing

Let anyone add a person to Chrome

Add person...

Edit...

Remove...

Import bookmarks and settings...

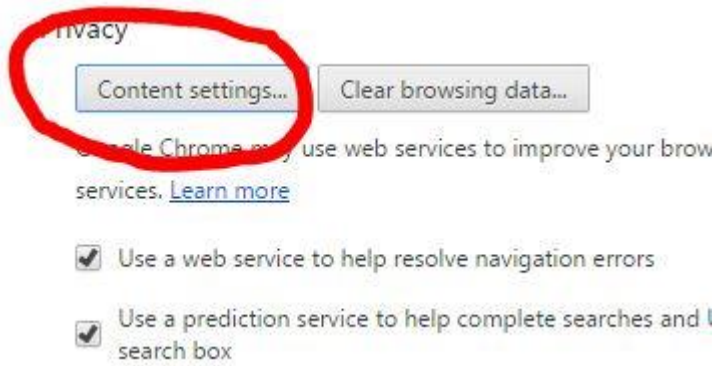
Default browser

Make Google Chrome the default browser

Google Chrome is not currently your default browser.

Show advanced settings...

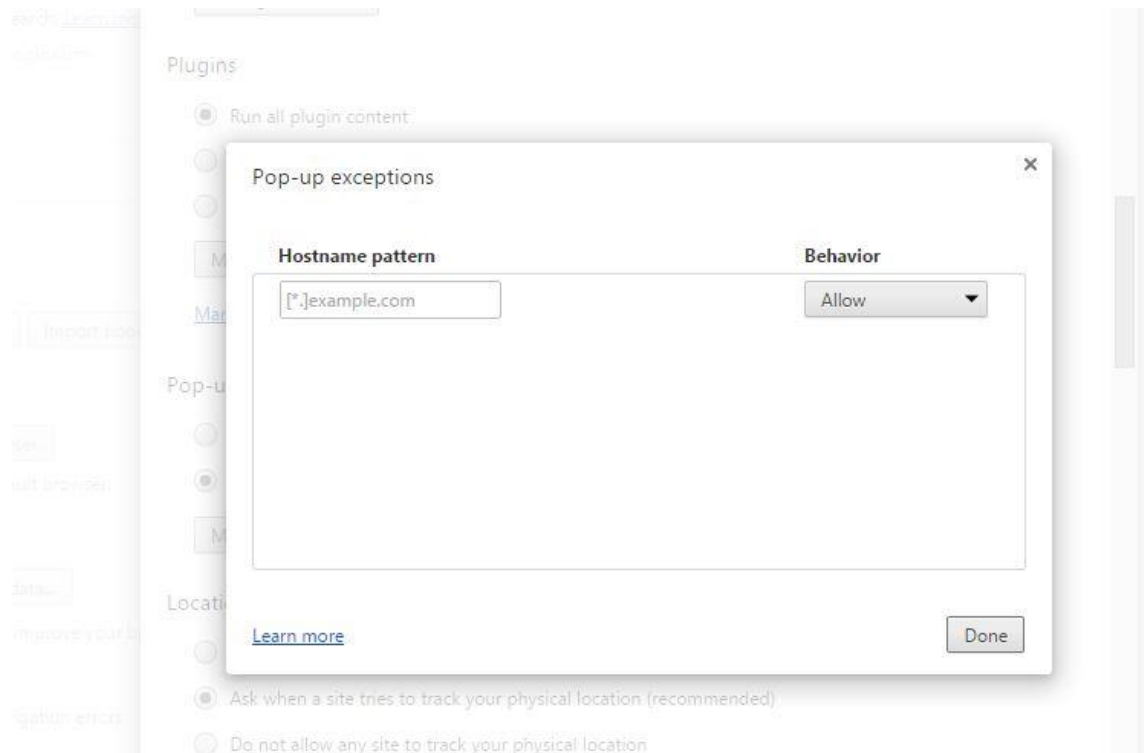
Click on Content settings:



Scroll down to Pop-ups



From here you can click allow all sites to show pop-ups and the text and online materials will work. Or, you can click on Manage Exceptions:



Copy the URL from Cengage (found in the address box) and paste in the box under Hostname pattern, then click done. This creates an exception for Cengage.